



Birch Tree Tapping

SEASON: Spring





SYNOPSIS

In a series of four videos, Wāpastim shares a story and three activities involving wāskway (birch).

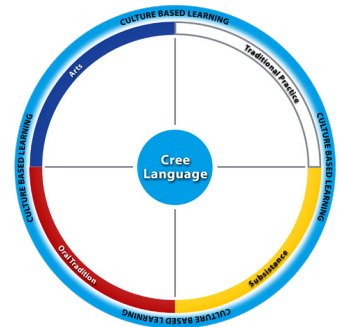
THEMES

stewardship, offerings, gratitude, respect, non-standard measuring, volume, percentage, spring sounds, medicines, matter – liquids

LEGENDS/STORIES

-  **Trickster and Thunderbird**
-  **Trickster and Thunderbird** wesakeychak ekwa pihēsiw (7:43)

PRE-PLANNING TEMPLATE



VIDEOS IN THIS SERIES

- Tapping Birch Trees** payipahwat wāskway mitosak (19:13)
- Gathering Birch Tree Water** mamawonami wāskway mitos nipīy (6:21)
- Making Birch Tree Syrup** ositīn siwakamisikan (13:14)

CREE TERMS

Trickster and Thunderbird

- | | |
|-------------------------|----------------------------|
| tānisi - hello | pihēsiw - thunderbird |
| wāskway - birch | wāpos - rabbit |
| wāskwayapoy - birch sap | kinanaskomitin - thank you |
| Nēhiyawēwin - Cree way | miwasin - it is good |
| Nēhiyawak - Cree people | nanaskomitin - I thank you |
| kāyas - long ago | ay-hay - thank you |
| kōkom - grandmother | kahkiyaw - all |
| nōkom - my grandmother | |

This guide was developed by the Alberta Professional Learning Consortium and funded partially by Alberta Education to support implementation. It is freely provided in support of improved teaching and learning under the following Creative Commons license.



Birch Tree Tapping

Tapping Wāskway

wāskway - birch

wāskwayapoy - birch sap

Nēhiyawēwin - Cree way

ACKNOWLEDGEMENT:

aw (okay) kisemanito (Creator)

nanaskomon (I give thanks) awa (this)

maskihkiy (medicine) aw (okay) wāskway (birch)

nanaskamitin (I thank you)

nanaskomon (I give thanks)

Nēhiyawak - Cree people

Gathering Wāskway Water

wāskwayapoy - birch sap

wāskway - birch

Making Wāskway Syrup

wāskwayapoy - birch sap

kinanaskomitinawaw - thank you

kahkiyaw - all

ēkōsi maka - that's all



STORY NOTES

Wāpastim shared that there are many Cree stories involving Trickster (Wesahkecak). Traditionally, Trickster's real name should only be spoken aloud when there is snow on the ground. Included in this guide is a Trickster story. It is okay to tell it, but out of respect, please only speak Trickster's true name if there is snow on the ground.

One way of understanding this practice is that the coming of longer days in spring were focused on work. The long, dark nights in winter were a time for stories. By saying Trickster's name at the wrong time, you might be inviting in the negative and maybe even the disdain of Trickster.

POSSIBLE ON-THE-LAND ACTIVITIES IN THE CLASSROOM

- If you have no access to birch trees, consider bringing birch logs to your class/school to demonstrate how tapping is done. The syrup-making process could be replicated by adding water to any type of syrup and then boiling it to see if the syrup returns to its original state.



Birch Tree Tapping

EXAMPLES OF GRADE AND CURRICULUM CONNECTIONS

All Grades

Connections to outcomes can be made in most subject areas, including science, English language arts and literature, foods, and outdoor education. Math elements are present throughout including non-standard measurement, volume, percentage, patterns, etc.



Grade 3 Science: Matter

3M1.2 Students investigate and analyze how materials have the potential to be changed.

Grade 7 Science: Plants for Food and Fibre

Describe human uses of plants as sources of food and raw materials, and give examples of other uses (eg. identify uses of plants as herbs or medicines, describe plant products, and identify plant sources on which they depend.

Grade 8 Science: Mix and Flow of Matter

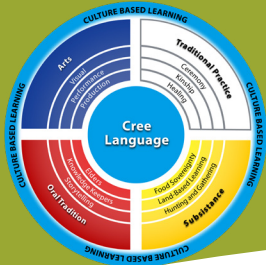
3. Investigate and compare the properties of gases and liquids, and relate variations in their viscosity, density, buoyancy and compressibility to the particle model of matter.

High School CTS Natural Resources: Environmental Stewardship; Forestry; Primary Resources; Wildlife

- WLD1130 Outdoor Survival Skills
- WLD2100 Outdoor Cooking Practice
- ENS1010 Introduction to Stewardship

ASSESSMENT

Remember that the learning outcomes are what are being assessed by the end of the year.



Pre-Planning with the 4 Foundations of Cree Ways of Knowing and Being

